

# ENHANCED PERFORMANCE



# TRAY AND BODY KITS

---

To suit Caterpillar 793F Haul Trucks

2024 - Revision 2

A close-up photograph of a person's arm and torso. The person is wearing a high-visibility yellow-green safety vest over a white long-sleeved shirt. They are carrying a large, bright red rectangular box. The box has white text printed on it. The background is blurred, showing what appears to be a paved surface with a red line.

**DESIGNED  
TO DELIVER  
ENHANCED  
PERFORMANCE**





# From the Chief Executive Officer

“We’ve listened to our customers and the Geographe team understand the challenge.

It’s a combination of scarce talent and operating equipment designed by the OEM’s to be made to a budget, not necessarily to win any productivity prizes.

That’s our job. To relentlessly search for the significant marginal (and in some cases major) gains and turn great ideas into real products.

We look for three key categories of improvement:

- Safer to install and replace
- Longer lasting where it matters
- Simpler to fit and maintain


Although we develop many of these gains by developing creative solutions internally, customers are the origin of our most valued feedback about problems faced and trials of our products.


We will continue to fulfil our purpose in challenging you to expect more. That’s what we’re designed to deliver.”


**Sam Hyder**  
CEO

# Tray Pivot Kit

The 793F Tray Pivot Kit is engineered to optimize the performance of pivot joints on haul trucks. Featuring an Enhanced Performance Bush with grease grooving, this upgrade improves lubrication, ensures smoother joint movements, and extends component lifespan, thereby increasing reliability and reducing maintenance needs for your fleet.

- 

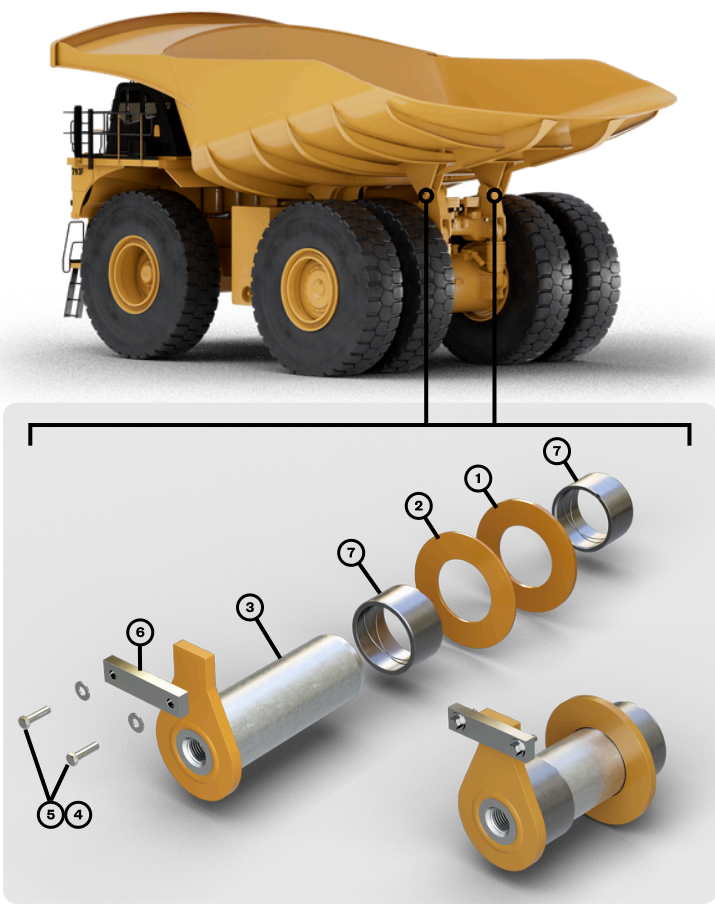
**Enhanced Lubrication Efficiency:** Grease grooving in the bush ensures optimal lubrication, reducing wear and extending component lifespan.
- 

**Reduced Maintenance Needs:** Improved durability leads to less frequent maintenance, boosting fleet availability.
- 

**Smoother Operations:** The kit enhances pivot joint movements, increasing operational efficiency and reliability.

## 793F Tray Pivot Kit

OEM Reference: 4684071EPKIT  
Geographe Reference: **11540646**



Item Ref	OEM Ref	Description	Geographe Ref	Qty
1	6G9697	Washer Spacer	11492042	2
2	8W2896	Washer Spacer	11514031	2
3	4684071	Tray Pivot Pin	11540906	2
4	5P1076	Hi-Tensile Flat Washer	11513965	4
5	8T4184	M12X45 10.9: ZP Full Thread Hex Head Bolt	11513987	4
6	8W8677	Plate	11514416	2
7	6G9698EP	Pivot Tray Bush	11535796	4




Standard OEM Bush





11535796 BUSH; TRAY: PIVOT: EP

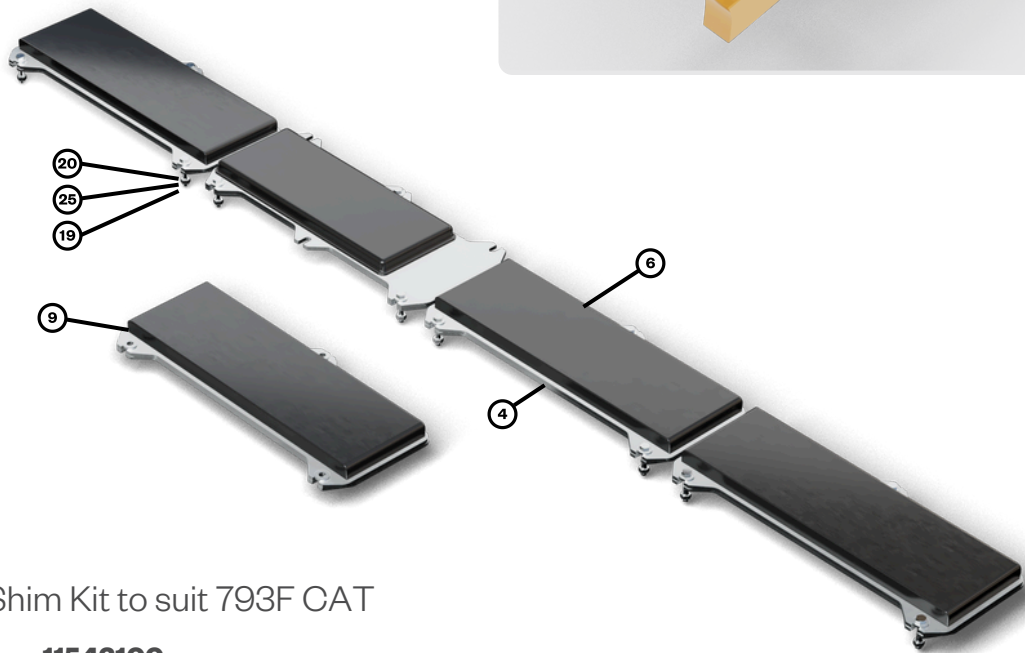
# Body Pad and Shim Kit

Our Body Pad and Shim Kit feature components made from polyurethane, unlike the standard OEM rubber parts. This material upgrade enhances durability and provides superior resistance to abrasive wear, ensuring a longer lifespan and better performance under harsh conditions.

 **Enhanced Durability and Wear Resistance:** Polyurethane significantly increases the lifespan and maintains integrity in abrasive conditions.

 **Reduced Maintenance Costs:** The durable material decreases the frequency of replacements and maintenance needs.

 **Superior Performance in Harsh Conditions:** Polyurethane ensures reliable performance and stability under environmental stress.



## Body Pad and Shim Kit to suit 793F CAT

Geographe Reference: **11543100**

Item Ref	OEM Ref	Description	Geographe Ref	Qty
4	8X3046	Body Pad Steel Shim	11526208	30
6	2197595EP	Poly Truck Body Pad Assembly	11514449	8
9	4574418EP	Truck Body Pad Assembly	11541465	2
19	5P1076	Hi-Tensile Flat Washer	11513965	30
20	6V7687	Lock Nut	11539223	24
25	8T4910	M12 ZP Full Thread Hex Head Bolt	11496882	24

DESIGNED  
TO DELIVER.



**CHALLENGING YOU  
TO EXPECT MORE  
FROM YOURSELF  
& YOUR ASSETS**





## ENHANCED PERFORMANCE

With over 1,000 Enhanced Performance (EP™) components now catalogued to suit OEM brands such as Caterpillar, Komatsu, Hitachi, and Liebherr, Geographe creates and manufactures products to outperform any wear parts in the market.



Extend the  
Operational Life  
of parts



Correct known  
deficiencies in  
OEM parts



Adapt existing  
designs for specific  
conditions



Cut maintenance  
costs and increase  
uptime

## How we add value to your operation

At Geographe, our products are designed to deliver beyond expectations. We provide engineered solutions to achieve higher equipment utilisation and performance rates.

We collaborate with our customers to solve mine site challenges, helping to significantly reduce maintenance time, improve safety, and decrease up-front and whole-of-life operating costs.

Through innovative thinking and a pioneering approach, our dedicated team of skilled engineers, metallurgists, analysts, and developers design and engineer high-performance parts to support optimal performance and minimal interruptions to operating equipment in mine sites around the world.

Let us know how  
we can help.

### National Customer Service Centre

**Australia:** 1800 999 240  
**International:** +61 8 9449 1111  
**Web:** [geographe.com.au/contact](http://geographe.com.au/contact)

480 Abernethy Road,  
Kewdale, Western  
Australia, 6105



**DESIGNED  
TO DELIVER.**



All manufacturers names, numbers, symbols and descriptions are used for reference purposes only.

It is not implied that any part listed is the product of the OEM.

Geographe is a registered trademark of Geographe Enterprises Pty Ltd.

ABN 65 008 754 596.

[www.geographe.com.au](http://www.geographe.com.au)

Head Office Address:

480 Abernethy Road,  
Kewdale, Perth,  
Western Australia  
6105.

**DESIGNED  
TO DELIVER.**